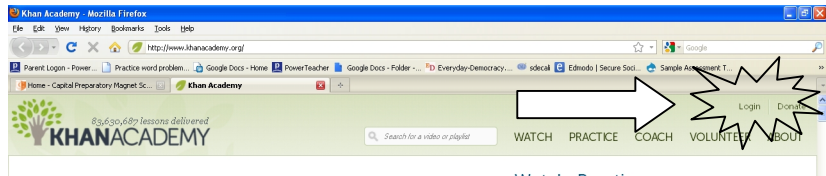



Becoming a “Coach”:

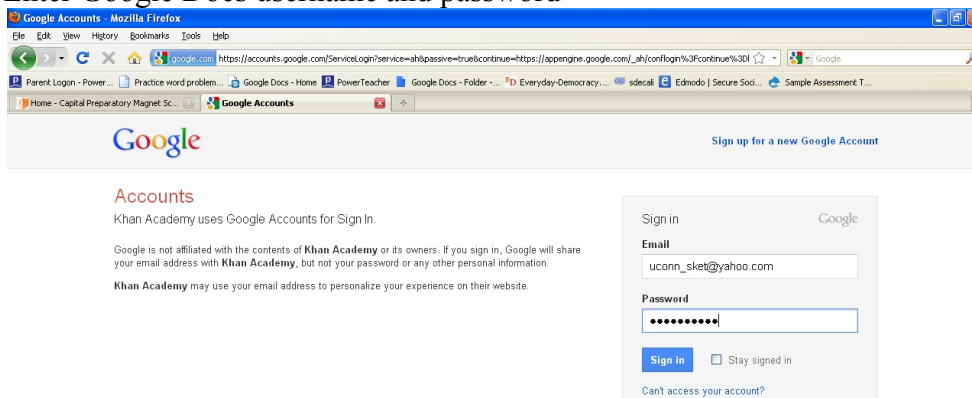
1. Go to www.khanacademy.org. Firefox and Chrome browsers work best.
2. Choose “login”



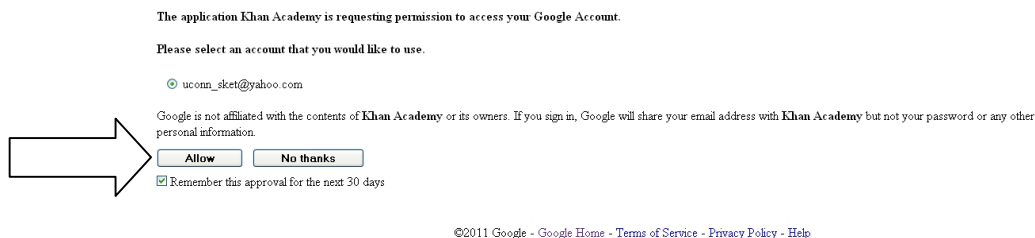
3. Log in using Google



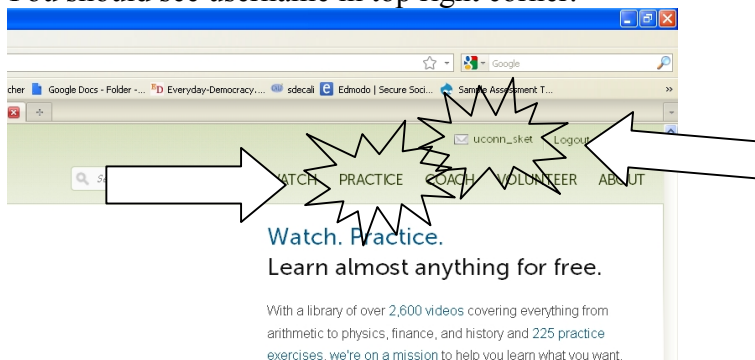
4. Enter Google Docs username and password



6. Choose “Allow”

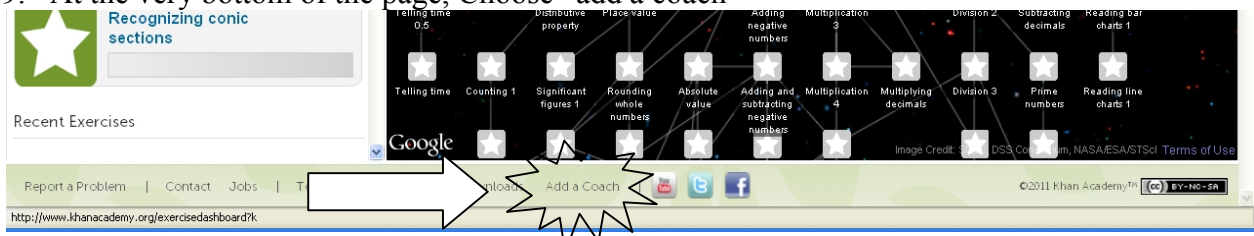


7. You should see username in top right corner.

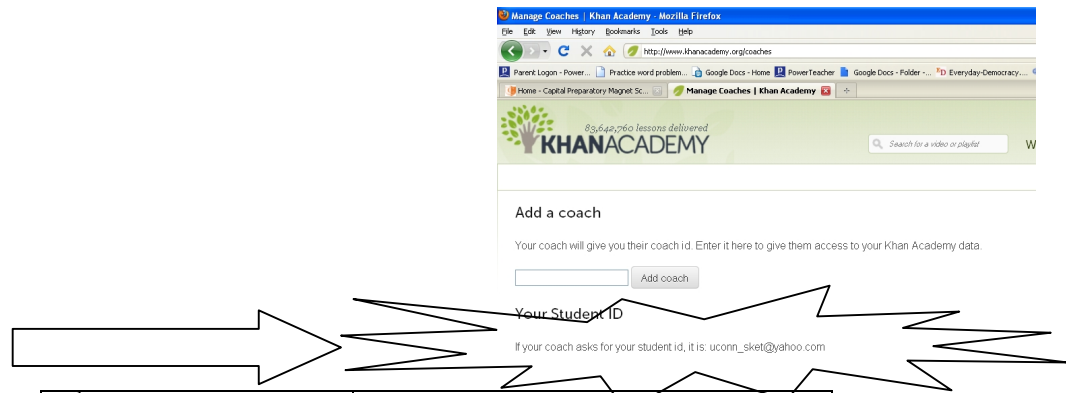


8. To check your “coach” e-mail address, click on “practice” link

9. At the very bottom of the page, Choose “add a coach”



10. Your “Student ID” is also your “coaching ID” Please check against the list below. These are the ones the students will be given:



6 th Grade Team	e-mail address
Ray Lynch	Lyncr001@hartfordschools.org
Latasha Quinones	Quinl003@hartfordschools.org
Sadiq Ali	Ali0s001@hartfordschools.org
David Hemme	HEMMD001@hartfordschools.org

7 th Grade Team	e-mail address
Jaci Melo	MELOJ002@hartfordschools.org
Kelly Horan	Horak001@hartfordschools.org
Adam Taha	Tahaa001@hartfordschools.org
Rebecca Stone	Rebeccaystone87@gmail.com

8 th Grade Team	e-mail address
Scott Wojnarowicz	Wojns001@hartfordschools.org
Tom Bossard	Bosst001@hartfordschools.org
Cathy Mitchell	Mitcc002@hartfordschools.org
Terry Lynch	Lynct001@hartfordschools.org
Charles Wimberly	wimbc001@hartfordschools.org

Checking Student “Grades”

Each day, Monday through Friday, students earn 100 out of 100 or 0 out of 100. (No partial credit so it can be consistent across all graders. This is strictly an effort grade.)

11. Click on “Coach” Link:

12. The choose “Daily Activity Report”

The screenshot shows the Khan Academy Class Profile interface. At the top, it displays 'Class Profile | Khan Academy - Mozilla Firefox' and the URL 'http://www.khanacademy.org/class_profile'. Below the navigation bar, there's a header with '83,648,958 lessons delivered' and the Khan Academy logo. The main content area is titled 'Class Statistics' and shows '24 Students' and '2,113,969 Class Energy Points'. A 'Progress Report' section is expanded, showing a list of student progress bars. A large black arrow points to the 'Daily Activity Report' link in the left sidebar.

Student Progress
Bryce63521
ElijahPina32
Lillianaperez13
Malcolmnoye
Shaniyalinkerbell
SydneyZepeda346
aveonwoods
breakingdawn18
hunter.makai
keniar.amos123
keniar.amos23
lindsayclaudio7
malcolm1998
nicodemusmonts
perry.abdulj

13. Select the Date Box. Choose the date you are grading. Check to see what students have used over 15 minutes. If you are not sure the number of minutes, you can place the cursor on top of the bar. It gives the exact time and what they worked on during that time.

The screenshot shows the Khan Academy Class Profile interface with a bar chart titled 'Time Spent (minutes)'. The chart displays the time spent on various exercises for different students. A date box is highlighted with an arrow, and a tooltip is shown over a bar. The tooltip indicates the time spent (11:59AM - 1:14PM) and lists the exercises worked on: Division 2, Reading line charts 1, Linear equations 1, Reading tables 1, and Comparing fractions 1.

Student	Time Spent (minutes)
Bryce63521	~10
ElijahPina32	~10
Lillianaperez13	~10
Malcolmnoye	~10
Shaniyalinkerbell	~10
SydneyZepeda346	~10
aveonwoods	~10
breakingdawn18	~10
hunter.makai	~10
keniar.amos123	~10
keniar.amos23	~10
lindsayclaudio7	~10
malcolm1998	~10
nicodemusmonts	~10
perry.abdulj	~10